

CONSTRAINTS TO YOUTH INVOLVEMENT IN COCOA PRODUCTION IN NIGERIA



O. O. Oduwole, B. S. Famuyiwa and S. Adebisi

**Cocoa Research Institute of Nigeria (CRIN), Ibadan,
Nigeria**



MESSAGE BOX

PROBLEM

- Old age of farmers and farms
 - Youth unemployment
- Opportunities in cocoa production
 - Uninterested youth

2

SO WHAT?

If substantial youth involvement in Cocoa production is attained, productivity will be boosted, export increased

ISSUE
Nigeria Cocoa Production is decreasing

4

SOLUTION

- Mainstreaming youths into cocoa farming through Business incubation platform, with training,
 - Group formation in 14 major producing states, Platform formation,
 - Availability of inputs and credit

3

5

BENEFITS

- Increase in cocoa production
- Youth employment
- Better livelihood
- Increase in Nigeria contribution to World Market
- Increase Nigeria Gross Domestic Product



QUALITIES OF YOUTH

- Youth in Nigeria are ages between 16-40 years
- They constitute 65 % of the labour force
- active and change oriented
- energetic,
- dynamic,
- eager to learn,
- bounds spirit,
- optimistic for future,
- receptiveness to new ideas and
- searching for avenue to direct their energies.



Frequency

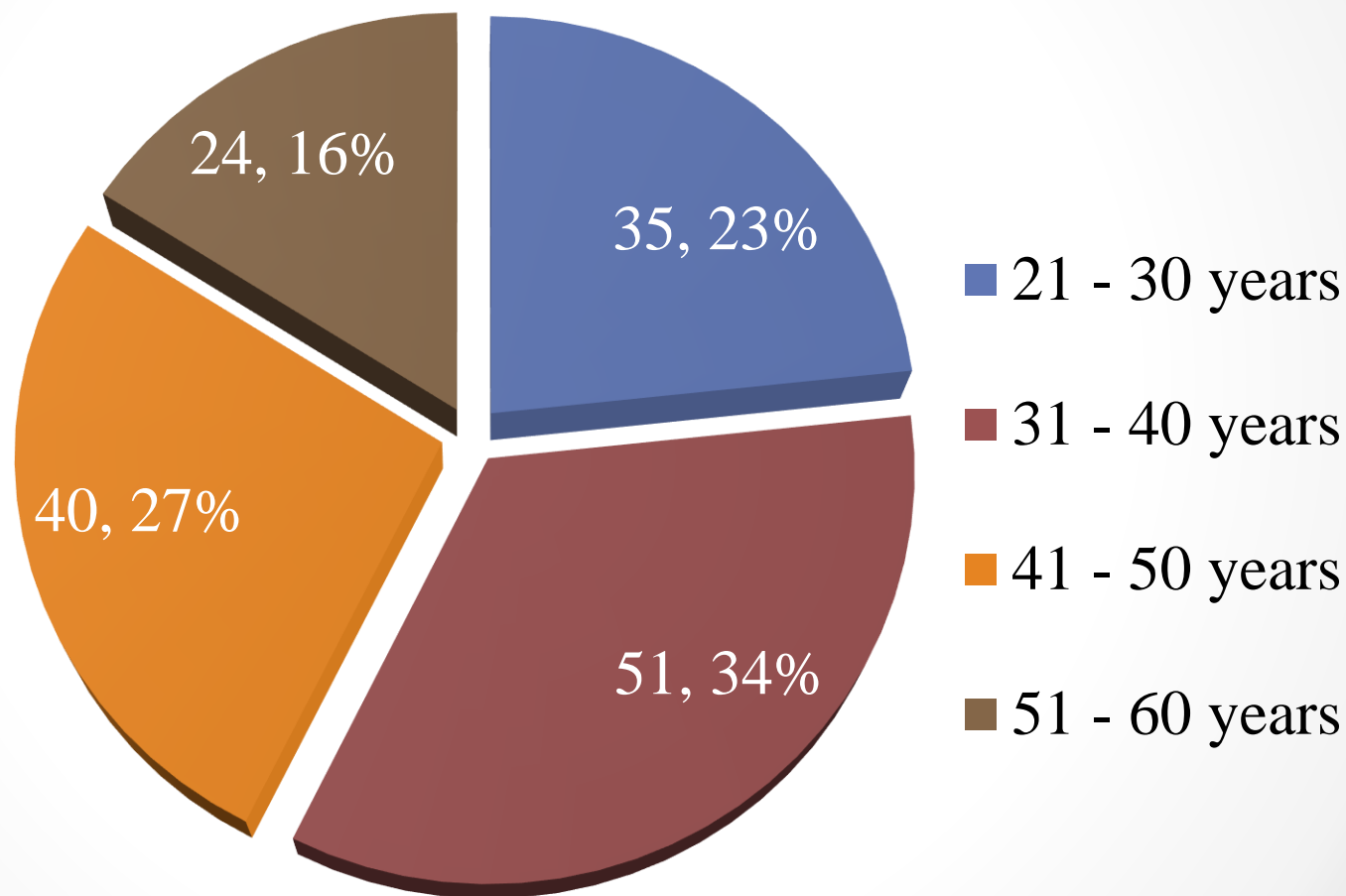



Fig 1: Age of Respondents

2017 International Symposium on Cocoa Research (ISCR), Lima, Peru, 13-17 Nov 2017



Percentage

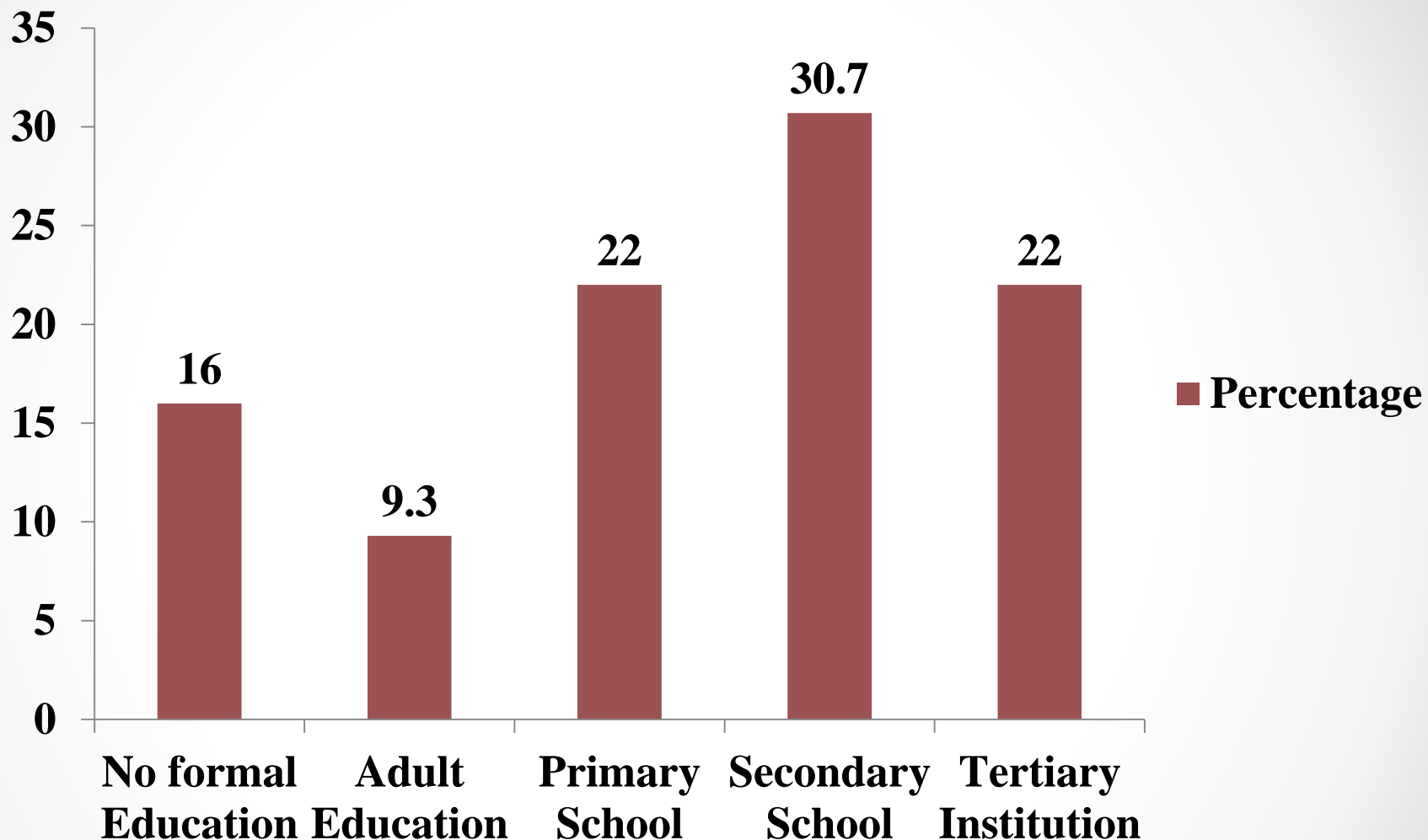


Fig 2: Educational level of Respondents

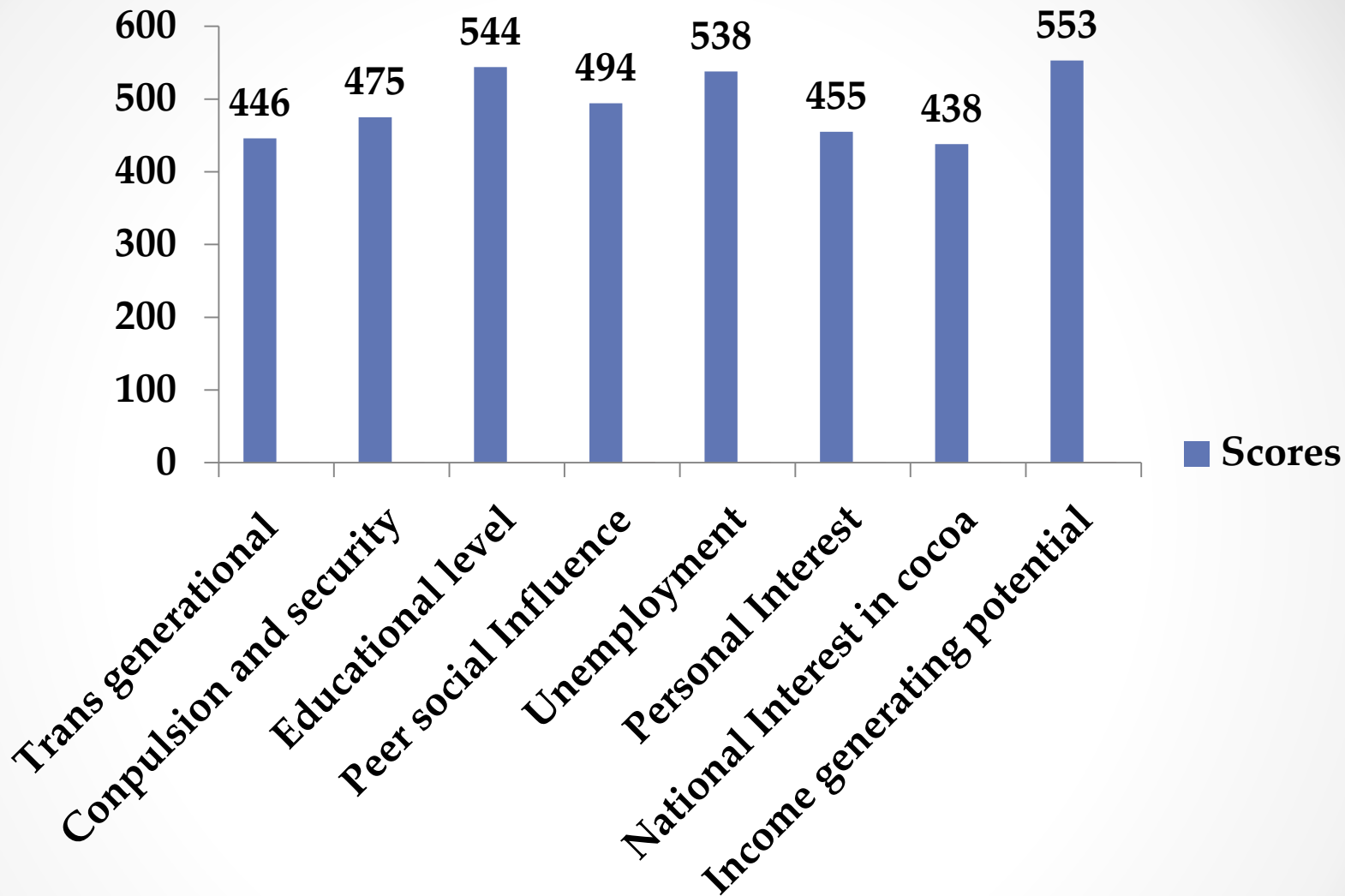


Fig 3: Reasons for Youth involvement in Cocoa Production



Table 1: Involvement of Youth in Cocoa Production Activities by Rank

Activities involved	Scores	Mean	Rank
Land Preparation	551	0.73	1
Transplanting	537	0.72	2
Weeding	543	0.72	2
Harvesting	540	0.72	2
Nursery	529	0.71	5
Agricultural Practices	534	0.71	5
Storage	533	0.71	5
Pruning	526	0.70	8
Pest Control	526	0.70	8
Fertilizer Application	518	0.69	10
Processing	520	0.69	10
Marketing	510	0.68	12

Source: Field Survey 2016





Table 2: Constraints to Youth involvement in Cocoa Activities

Constraints	Scores	Mean	Rank
Lack of rural infrastructure (Land)	638	0.85	1
Lack of access to credit	633	0.84	2
Low income	607	0.81	3
Hazards involved in some activities	577	0.77	4
Low yield	568	0.76	5
Labour intensity	537	0.72	6
Low prestige of agriculture	535	0.71	7
Lack of post-harvest and storage facilities	525	0.7	8
Untimely supply of inputs	514	0.69	9
Long gestation of cocoa	496	0.66	10
Government Policies	484	0.65	11
Drudgery	491	0.65	11
Climatic conditions	482	0.64	13
Lack of technical know-how/extension	424	0.57	14
Family influence	425	0.57	15
Lack of access to market	386	0.51	16
Competition with aged farmers	364	0.49	17



Table 3: Chi-square test for relationship between respondents' involvement and constraints

Constraints	Chi Square Value	Probability	Decision
Lack of access to Land	6.38	0.00	S
Lack of access to credit	6.33	0.00	S
Low profitability of investment	2.51	0.00	S
Hazards involved in some activities	5.77	0.00	S
Low yield	5.68	0.00	S
Labour intensity	5.37	0.00	S
Low prestige of agriculture	2.35	0.00	S
Lack of post-harvest and storage facilities	2.25	0.00	S
Untimely supply of inputs	2.14	0.00	S
Long gestation of cocoa	3.96	0.00	S
Government Policies	4.84	0.00	S
Drudgery	2.91	0.00	S
Climatic conditions	4.82	0.00	S
Lack of technical know-how/extension	6.24	0.00	S
Family influence	0.21	0.75	NS
Lack of access to market	3.86	0.00	S
Competition with aged farmers	0.64	0.80	NS

S = Significant; NS= Not Significant. Significant level = 0.05 Source: Field Survey, 2016



WAY FORWARD

Youth incubation platform

